



# Welcome to HLAA Chapter Development Workshop



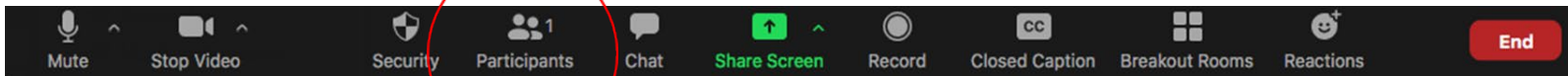
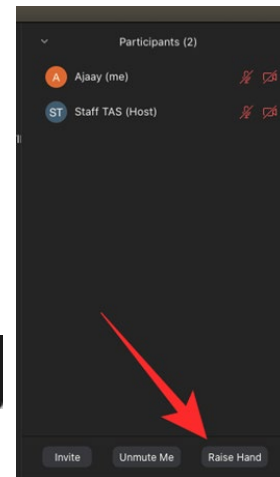
*Tips & Steps Setting  
S.M.A.R.T.E.R. Goals for Your Chapter*

Guest Speaker:  
*Debbie Schaaf*

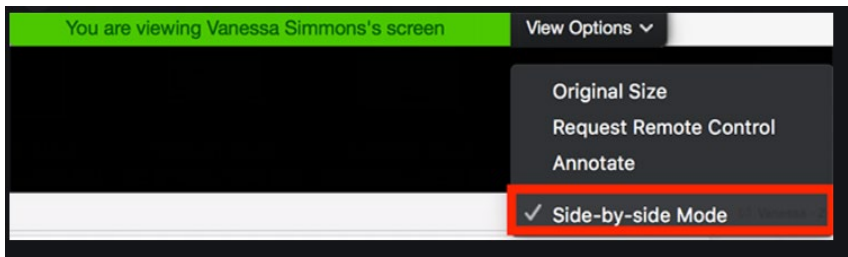


# Tech Tips

- Captions are available on slide presentation on the purple bar below. No need to enable subtitles.
- Open Chat and move that box on your screen to avoid overlap of captions and chat messages. Please only use chat for comment exchange or technical issues only.
- Click on Raise Hand option to ask a question. Go to Participants icon and click on bottom right corner, Raise Hand. We will be using this feature to facilitate questions after the presentation.



# Tech Tips



- Your screen should be in Side-by-side mode if you have joined by computer.
- There should be a shared screen with presentation on the left and the speakers will appear on the right in gallery view.
- You can adjust the size of your Side-by-side view by hovering your pointer between the shared screen and panelist videos until your pointer changes to a double arrow and you see a grey line separating both views. Slide the grey line to adjust to your desired view.
- If you have joined by mobile device or phone. You will have a different view. You may have to scroll between views to get desired one.



# Goal Setting the **S.M.A.R.T.E.R.** WAY for Your CHAPTER!



# Why Are Goals So Important?

- ❖ Achieve Your Goals
- ❖ Make It Happen
- ❖ Learn From Your Mistakes
- ❖ Stay Positive
- ❖ Learn From Your Accomplishments

# **New Year Syndrome ~ setting your goals for your chapter...**

- ❖ One month
- ❖ Three months
- ❖ Six months
- ❖ Once a Year

Achieve ~ Short and Long Term Goals

# *Quote for the day...*

**“A goal properly set is  
halfway reached.”**

*Abraham Lincoln*

# Are You Ready To Set Your Goals for Your Chapter?





# Exercise Activity



Think of **three things** that you would like to accomplish your goals for **this year** on a piece of paper.

**It's Time to Take Action for your  
Chapter to Achieve Your Goals!**

**Goal + Action = Success**

*Ice Breaker &  
Fun Game Activity  
Ideas for  
Your Chapter!*



# Strategic Moves Make Chapter Grow - *Fun Game Activity*

- **2 points** – If you're wearing a name badge.
- **1 extra points** – At this workshop, if you're sitting next to someone you haven't sat next to before.
- **2 points** – If you brought brochures or HLAA Convention booklet to today's workshop.
- **1 extra points** – If you told someone today about this workshop?
- **1 extra points** – If you have your HLAA Chapter business card with you.

*\*You can play this game to create a team or group setting!*



## ***SMARTER Goals – 7 steps to follow..***

- 1. S – Specific***
- 2. M – Measurable***
- 3. A – Attainable***
- 4. R – Realistic***
- 5. T – Timely***
- 6. E – Evaluate***
- 7. R – Reward***

# SMARTER GOALS – DEFINITION

**S**

Specific

What exactly do you want to achieve?

**M**

Measurable

How will you know when your goal is complete?

**A**

Attainable

What steps can you take to reach your goal?

**R**

Realistic

Does your goal relate to your mission?

**T**

Timely

How long will it take to reach your goal?

**E**

Evaluate

Are you on track to achieve the goal?

**R**

Reward


Reward yourself for every goal that you have accomplished!

## *Special Tips for Your Chapter!*

***Successful Teams Use SMART Goals** – If your team cannot achieve their goals, there is a chance that they are not creating the correct goals. Whatever your team is creating goals, they will find that following the rules for **SMART** goals will be easier to achieve.*

# Steps to Effective Goal Setting

*These are the basic steps you and your chapter should take to come up with your goals for the year ahead.*



\*What does your Chapter *want* to accomplish?


\*What is most *important* for your chapter to accomplish?

\*What *can* your chapter accomplish?

\*What *did* you chapter accomplish?



# Tips & Ideas for Setting Goals for the Chapter!

- ❖ **Recognition** – *How to honor your members & knowledge & appreciate them?*
  - ❖ **Member Development** – *How do you support and nurture the growth of your members personally & professionally?*
  - ❖ **Community** – *How do you encourage a sense of belonging in your chapter and your community?*
- 

## ***Five Principles of Effective Goal Setting & Develop A Plan for the Chapter...***

- 1. Clarity*
- 2. Challenge*
- 3. Commitment*
- 4. Feedback*
- 5. Task Complexity*

# Learn to Be Inspired with Your Goals!

- ❖ Be creative
- ❖ Have passion
- ❖ Be flexible
- ❖ Be committed
- ❖ Have self-discipline
- ❖ Be motivated
- ❖ Get Organized
- ❖ Have patience
- ❖ Be Open
- ❖ Be Strong



# Reaching Goals & Checklist

(The Five Golden Rules...)

1. *Set Goals That Motivate You*
2. *Set SMART Goals*
3. *Set Goals in Writing*
4. *Make an Action Plan*
5. *Stick With It!*



# *Valuable things to **REMEMBER!***

- Share Your Mission for your Chapter
- Follow Your Passions
- Share Your Goals to the Chapter Members
- Review Your Goals at the end of every other month or quarterly
- Learn & Be Inspired!

# Seven Steps to Positive Thinking!

## *Setting Positive Goals...*

1. Look at how things might work out for you
2. Be Open minded
3. Be optimistic
4. Be grateful
5. Learn from mistakes
6. Avoid negative thoughts
7. Believe in yourself





- ***Encourage Creativity!***
- ***Keep Trying New Things!***

# Be Inspired!





If you have any questions, please email:

[Debbie1496@aol.com](mailto:Debbie1496@aol.com)



**Thank you for joining us today.**

For more leader resources,  
please visit

<https://www.hearingloss.org/chapters-state-orgs/chapter-leader-resources/>